


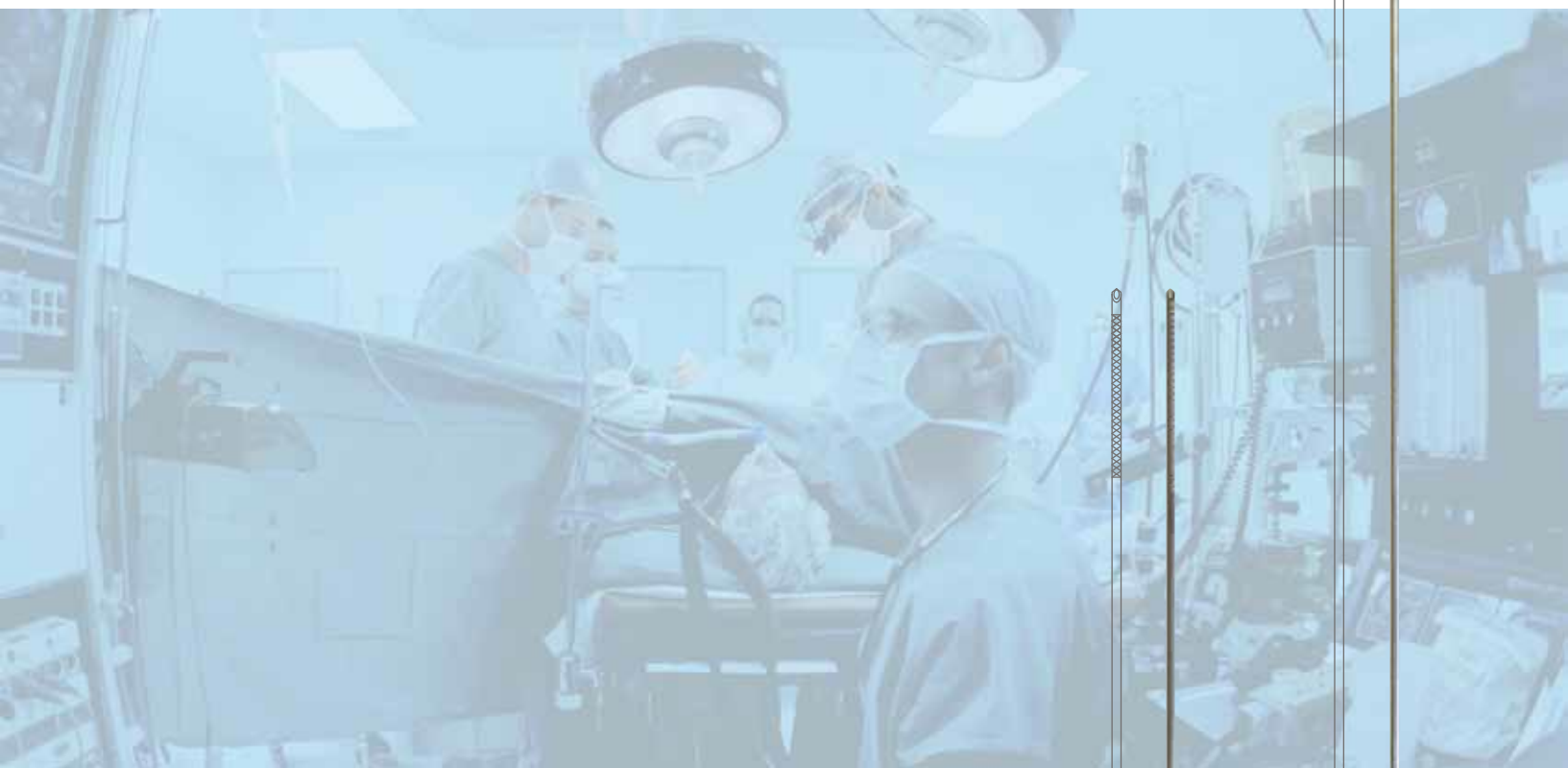


<http://www.unisis.co.jp>

UNIEVER[®]


Uniever is a brand name of Unisis Corp.

DISPOSABLE NERVE BLOCKADE NEEDLE (ECHOGENIC)



22G×50mm

22G×100mm



Back-Cut point - Echogenic
(Short Bevel 30°)

DISPOSABLE NERVE BLOCKADE NEEDLE (ECHOGENIC)

Nerve blockade needle with processing technology developed in gastrointestinal surgery and gynecology and high visibility from ultrasonic waves.

Engrave processing has been performed on UNIEVER nerve blockade needles in the pursuit of the visibility of needles under ultrasound images.

The processing conditions have been optimized for use with nerve blocking and there is no loss in the direction of the needle by the contrast of the processed part and the rest of the needle tube.


The short bevel (30°) of the needle can convey moderate resistance and sharpness as a puncture sensation at hand.

The ultrasound images and the puncture sensation of the needle support reliable blocking and safe punctures.

Features

● High Precision Engraving

"Engraving" is a processing method to carve extremely fine grooves on the surface of needle tube. On our Nerve Blockade Needle, two fine spirals are carved crossing each other, condensed within approximately 15mm from the tip of the needle. The reflection of ultra sonic wave from this groove will be clearly recognizable as white shadow on the screen of the imaging device, and support safe puncture.



● Short Bevel

The Nerve Blockade Needle seeks both sharpness and moderate puncture resistance. Unisis' Nerve Blockade Needle has characteristic 30° bevel angle with Back-Cut processing, which enables fine clicking sense at plexus and straight advancing performance.



Characteristics

● Aiming for safer and reliable nerve blocking

The visibility under ultrasound image is highly improved compared to existing non-processed blockade needles, with presence of engraving specially optimized for nerve block purpose.

The clear contrast between 15mm of engraved area and the rest of tube surface enables safer and reliable puncture procedure.

● Echo Image of 22G Nerve Blockade Needle inside Blue Phantom

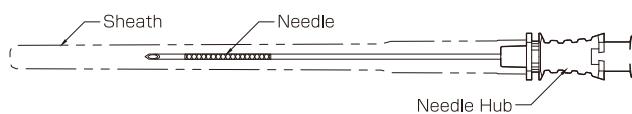


● Fujifilm "FAZONE" Series

The clear echo location of the blockade needle is achieved by collaboration with Fuji Film Corporation. The new technology "ZONE Sonography" implemented on FAZONE makes it possible to stably obtain clear and high-resolution images.

Names of parts with sketches

—Nerve Blockade Needle (Echogenic)—



Standard sizes

Product Name : UNIEVER DISPOSABLE NERVE BLOCKADE NEEDLE(ECHOGENIC)

Needle Point Type : Back-Cut Point

G:Gauge/ Color Code	Length	REF(Code No.)
22G	50mm	4373371
	70mm	4373471
	100mm	4373571

Individually packed and 25 pcs/box
E.O.G. sterilized

Manufacturer



7th Fl. Mitsui-Sumitomo Bank Okachimachi-Bldg. 4-11-4 Taito, Taito-Ku,
Tokyo, Japan 110-0016
(Direct call) International Sales Dept. Tel: +81-3-5812-8832 / Fax: +81-3-5812-8831

URL <http://www.unisis.co.jp/english/>

Made in Japan

Representative